
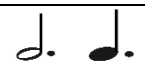
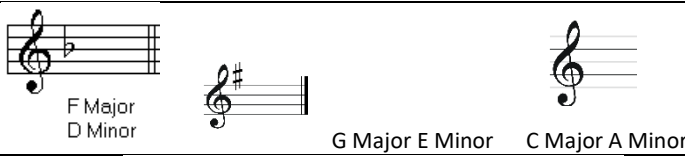



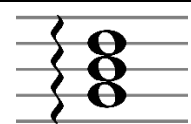







Musical Knowledge Tick List:

GRADE I

Symbol	Term	Description/Sample Question	I know this
<p>Note Rest</p>  <p>Semi breve Minim Crotchet Quaver Semi quaver</p>	Note Values	What is the note value? E.g Minim	
	Dotted note lengths	Dotted minim – 3 beats Dotted crotchet – 1 ½ beats	
 <p>F Major D Minor G Major E Minor C Major A Minor</p>	Key Signatures	Name the key signature	
	Time Signatures	4 crotchet beats in a bar Common time 2 minim beats in a bar 3 crotchet beats in a bar 2 crotchet beats in a bar 6 quaver beats in a bar	
	Notes on the ledger lines	Name the notes above or below the staff.	
Da capo	Da capo	From the beginning to the finish point (double bar line/fine)	
A tempo	A tempo	Return to original tempo	
 <p>Oh say, can you see?</p>	Anacrusis	Up beat to the music – incomplete bar	
Rallentando	Rallentando	Gradually slow down	
Mezzo Piano mp	Mezzo Piano	Moderately soft	
	Broken chord	Play the lower note and add the rest of the chord on top one at a time, quickly.	

	<p>Grace note Acciaccatura</p>	<p>Ornament – a quickly played lead in note.</p>	
	<p>Tenuto</p>	<p>Hold for full length of note</p>	
	<p>Chord</p>	<p>Two or more notes played at the same time.</p>	
 	<p>Parts of the instrument</p>	<p>Keys, hammers, harp, pedals</p>	