








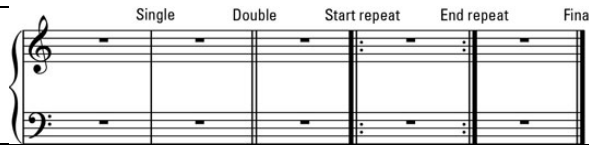






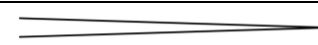



# Musical Knowledge Tick List:

## INITIAL GRADE

Symbol	Term	Description/Sample Question	I know this
	Pitch name	Name the pitch note, e.g. G	
<p><b>Note Length</b></p> <ul style="list-style-type: none"> <li> 4 beats</li> <li> 2 beats</li> <li> 1 beat</li> <li> 1/2 beat</li> <li> 1/4 beat</li> </ul>	Note duration – length of notes	How long is this note held for? ..... e.g. two beats	
	Treble Clef	What is this sign?	
	Bass Clef	What is this sign?	
	Stave	The five lines on which the notes are written.	
	Bar lines	Identify where there is a bar line.	
	Key Signature	What is this called? A key signature.	
	Time Signature	What is this called? A time signature.	
<b><i>f forte</i></b>	Fortissimo	Loud	
<b><i>ff fortissimo</i></b>	Fortissimo	Very loud	
<b><i>mf mezzo forte</i></b>	Mezzo Forte	Moderately loud	
<b><i>P piano</i></b>	Piano	Softly	
	Staccato	Shortened note	
	Pause	Hold the note on	
	Accent	Emphasise the note	

<b><i>Cresc.</i></b> 	Crescendo	To gradually become louder	
<b><i>Decresc.</i></b> 	Decrescendo	To gradually become softer	
<b><i>Dim.</i></b>	Diminuendo	Make the piece gradually more soft	
<b><i>sfz</i></b>	Sforzando	Suddenly with force	
<b><i>Rit.</i></b>	Ritardando	Gradually decrease tempo	
	Slur Tie	Legato – smooth Extend length of note over a bar line.	
<b><i>Legato</i></b>	Legato	Smoothly	
<b><i>Andante</i></b>	Andante	Tempo – at a walking pace	
<b><i>Moderato</i></b>	Moderato	Tempo – at a moderate pace	
<b><i>Allegro</i></b>	Allegro	Tempo – quickly/briskly	
<b><i>Allegretto</i></b>	Allegretto	Tempo – a fairly brisk speed	
<b><i>D.C al fine</i></b>	D.C al fine	Return to the beginning and finish where it states “fine”	
<b><i>Fine</i></b>	Fine	The end	